

Horse Identification Chart

Complete both sides of this chart. If your horse strays or is stolen, supply the completed chart to Police when reporting the loss of your horse. Keep a current photo of your horse with this chart.

OWNER DETAILS

Name

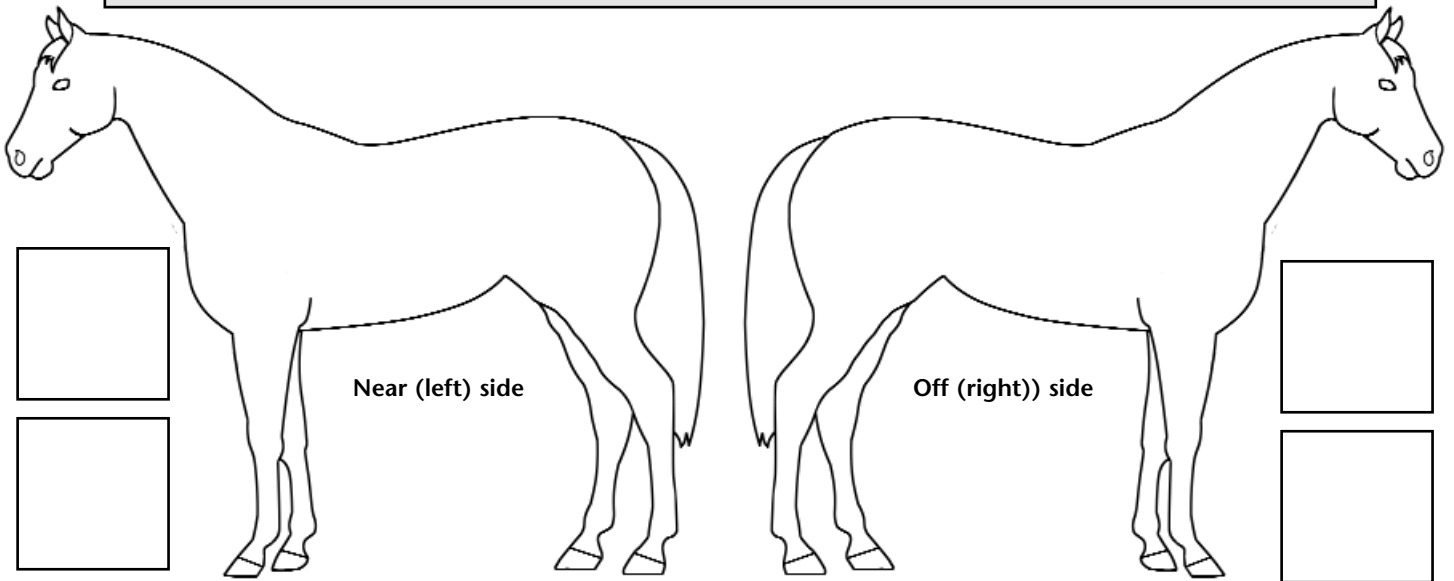
Address

.....Postcode

Phone (work)(home)

MobileEmail

Alternative contact:Phone



How to fill in this form

On the horse outline diagrams, indicate any markings such as socks, stockings, or any other white hair patches as accurately as possible. In the case of broken coloured horses, draw in the coloured areas. Colour black hoofs black and white hooves white.

Mark all brands and scars in position, then in the boxes do more detailed drawings and rule a line from the appropriate box to indicate the exact position on the horse's body of these identifying features.

Keep this form updated and file copies in accessible places along with a recent photo of your horse for quick identification.

HORSE DETAILS

Horse's name:	Normally agisted at:
Sex: <input type="checkbox"/> Stallion <input type="checkbox"/> Mare <input type="checkbox"/> Gelding
Height in hands: Age	Regular diet is:
Breed:	Conformation features (eg. cow hocks):
Body colour:
Mane & tail colour:
Leg colour:	Health conditions:
Mane falls on:
<input type="checkbox"/> Near side <input type="checkbox"/> Off side <input type="checkbox"/> Is hogged	Behaviour problems (afraid of men etc.)
Microchip details (if any):

Horse Identification Chart

Emergency Contacts

Dial 000 in an emergency

Local Police ☎

.....

Local council ☎

.....

Vet ☎

.....

Mobile

.....

Horse Insurance

Company ☎

.....

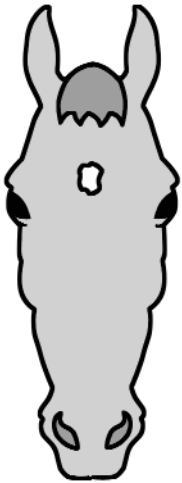


PHOTO OF YOUR HORSE

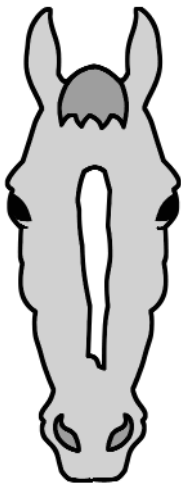
A good, colour photo of your horse will assist in identification. Make sure it's a clear, in focus photo with the horse filling a minimum 75% of this area. Photograph your horse during summer and winter, as a horse's appearance can change between seasons. Don't rely on photo ID alone as horses can be dyed and their manes and tails shortened. Also, stress and travel can also cause a horse to lose weight which will alter their appearance. Keep additional photos of your horse taken at different angles, with close-ups of any unusual markings or scars. If you only have digital images, get one printed to stick in this area.

Face Markings

Tick the appropriate box or draw your own marking in the blank provided on the right.



Star



Blaze



Snip



Baldy



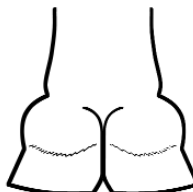
Other

Heel Markings

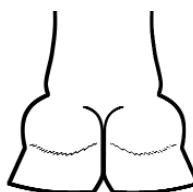
On the appropriate diagram, indicate the extent of any heel markings.



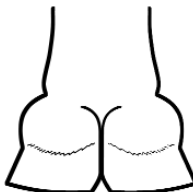
Near (left) Fore



Off (right) Fore



Near (left) hind



Off (right) hind

If you notice anyone suspicious around your horses (or anyone else's), phone Crime Stoppers anytime on

1800 333 000